





The specialist in cylindrical grinding

Accessories



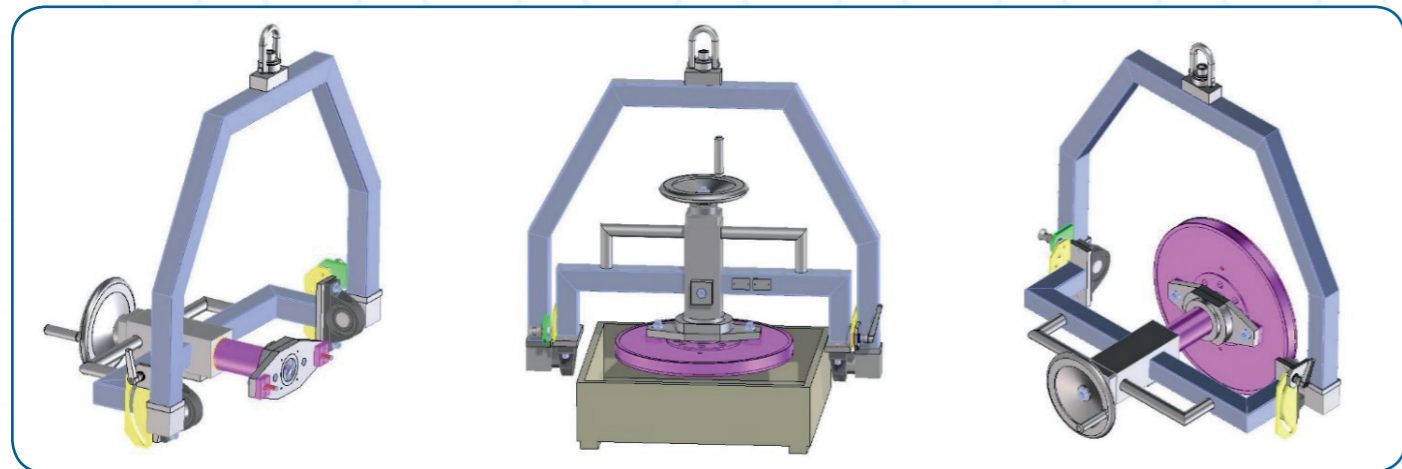

In addition to the cylindrical grinding machines, GST also offers accessories to facilitate working with the machines and handling the grinding wheels.

Accessories for GST grinders

Grinding wheel lifting and turning device

This load lifting system greatly facilitates the mounting and removing of the grinding wheel (on/from grinding spindles, wheel changing devices, wheel trolleys, wheel magazines etc.).

In addition this lifting device can be used to transport grinding wheels over short distances.



- TÜV approved
- Empty weight of lifting equipment ~ 70 kg
- Max. permissible weight of grinding wheels 120 kg
- Largest wheel diameter to be clamped 650 mm
- Distance between threaded mounting holes (M12) 258-282 mm
- Turning / swivelling radius max. 90°
- Dimension of the user's lifting gear min. 190 kg
(like ropes, hooks and cranes)
- Safety devices on the lifting tool:
Brake and index pins

Grinding wheel trolley



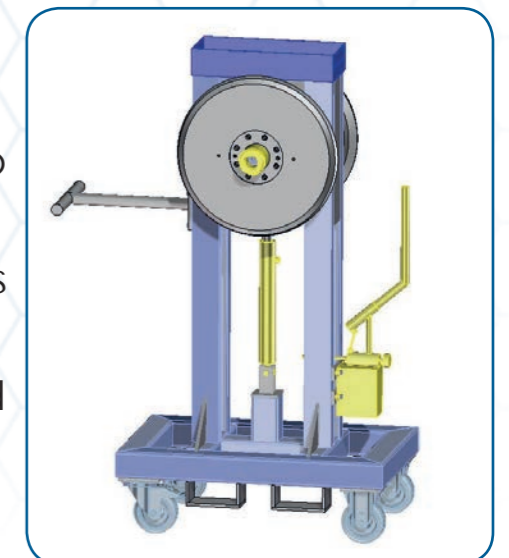

The grinding wheel trolley is used to pick-up and transport the flange-mounted wheels from the set-up station to the grinding machine. It has two fixed and two steerable castors for flexible movement, and is manually operated.

There are two holding mandrels: One mandrel holds the new grinding wheel, the second mandrel carries the used wheel. The mandrels can be adjusted in height.

The adjustment is carried out by a manually operated hydraulic pump. The grinding wheels are removed from the transport carriage by means of the wheel changing device and the wheel lifting device.

Grinding wheel trolley for CBN wheel set:

- TÜV approved
- Mobile - equipped with two fixed and two steerable castors
- Height adjustment 930 - 1200 mm by means of cylinder
- Two wheel holding cones, base plate and safety cover
- Guideway for forklift transport



Wheel changing device

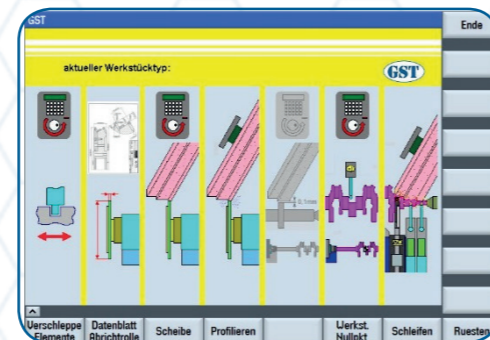
The wheel changing device is used to load and unload flange-mounted grinding wheels. It is firmly bolted to the machine bed, adjustable in height and manually operated.



- TÜV approved
- Empty weight ca. 300 kg
- Max. permissible weight of the grinding wheel 350 kg
- Largest wheel diameter to be clamped 105 cm
- Distance between threaded mounting holes (M12) 258-282 mm
- Turning / swivelling radius max. 360°
- 3-articulated arm swivel unit for transporting the grinding wheels

Software

- For GST grinding machines
- Data collection
- Control system for machine tools
- CNC- & PLC-programs



Balancing

Balancing system with acoustic emission set for grinding spindles:

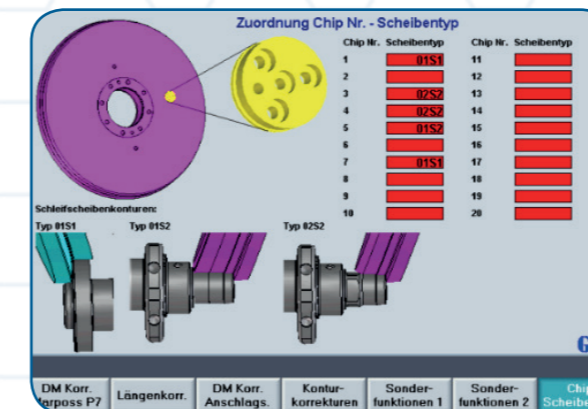
- Balancing unit with electromechanical balancing head
- Vibration sensor mounted on the grinding slide
- Non-contact data and power transfer
- Acoustic emission sensor integrated into the balancing head
- Operator panel with control electronics

Measuring instruments

In-process, post-process, diameter, position, absolute measurement, In-process measuring control and positioner:

- MARPOSS electronic measuring system type P7 for 3 measuring heads
- 2 measuring heads type Unimar for non-interrupted surfaces, with touch probes
- Electric slide mounted on the workpiece table, with end position monitoring
- 2 measuring heads for length positioning of the shaft
- Signal interchange with the control unit via Profibus DP

Grinding wheel management




Grinding wheels with data chip. Useful when different workpieces are ground on one machine with different wheels. The control system verifies whether the wheel number matches the workpiece type. Wheel data are stored directly on the machine and can be further processed by the machine.

GST loading system

Integration of the GST-developed loading system in the machine concept

- Axis speed: **50 m/min** , 4 m/s²
- Longitudinal travel: **3,000 mm**,
- Lifting stroke: **500 mm**
- Servomotors
- Integrated in the machine control system
- Double gripper (raw & finished part)
- Workpiece weight: **max. 5 kg**
- Workpiece dimensions: **L = max. 250 mm**, **Ø = max. 65 mm**
- Also possible as a Clean Factory solution with 2 linear units

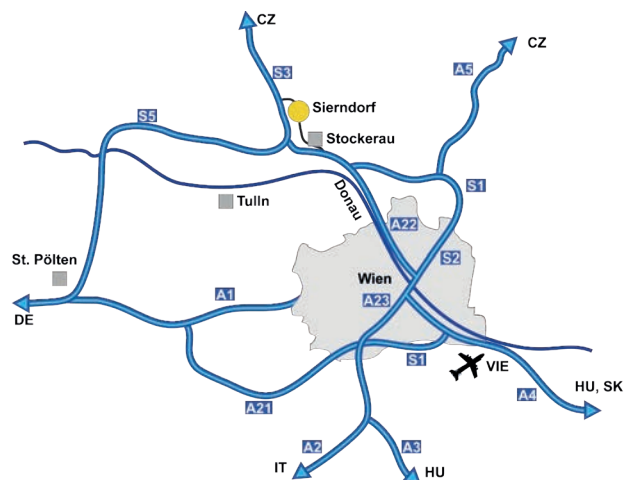




GST GRINDER GmbH

Industriepark 6 | 2011 Sierndorf | Austria

Phone: +43 (0)2267 / 3250-0 | Fax: +43 (0)2267 / 3250-99 | Mail: office@gst.at



GST Grinder GmbH. All rights reserved. office@gst.at
UID-Nr.: ATU74383213 - FN.Nr.: 512421 k - Landesgericht Korneuburg - CEOs: Günter Hacker, Franz Hein